

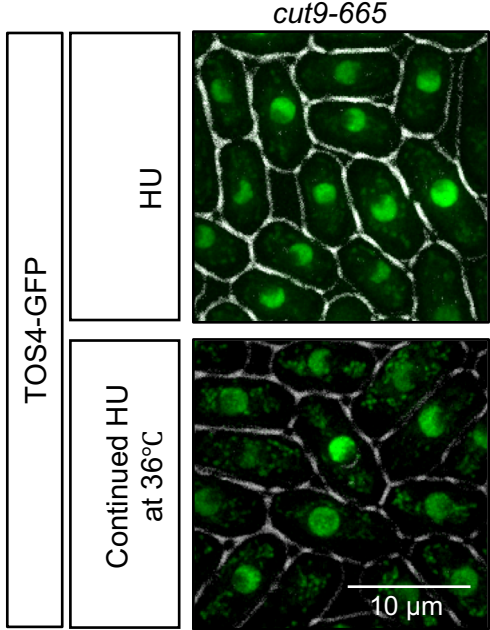
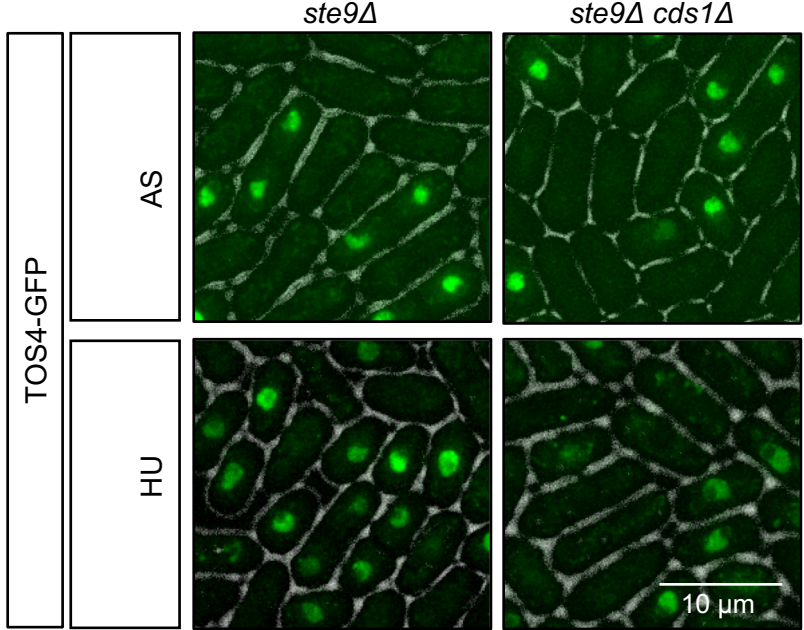
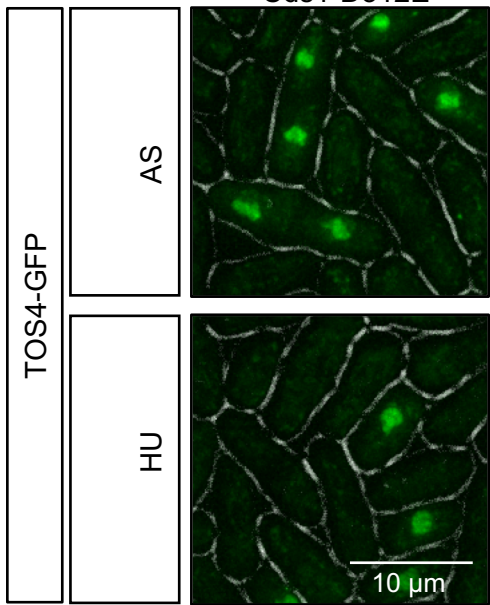
A.**B.****C.**

Figure S1. (A) Temperature-sensitive APC mutant *cut9-665* was imaged for Tos4-GFP after treatment with 12 mM HU at 25°C, or after pre-treatment with HU at 25°C then transfer to 36°C. (B) Ste9-deficient cells with or without Cds1 were imaged for Tos4-GFP in asynchronous (AS) culture, or after treatment with 12 mM HU. (C) *cds1Δ* cells with Kinase-dead Cds1 (D312E) were imaged for Tos4-GFP in asynchronous (AS) culture, or after treatment with 12 mM HU.

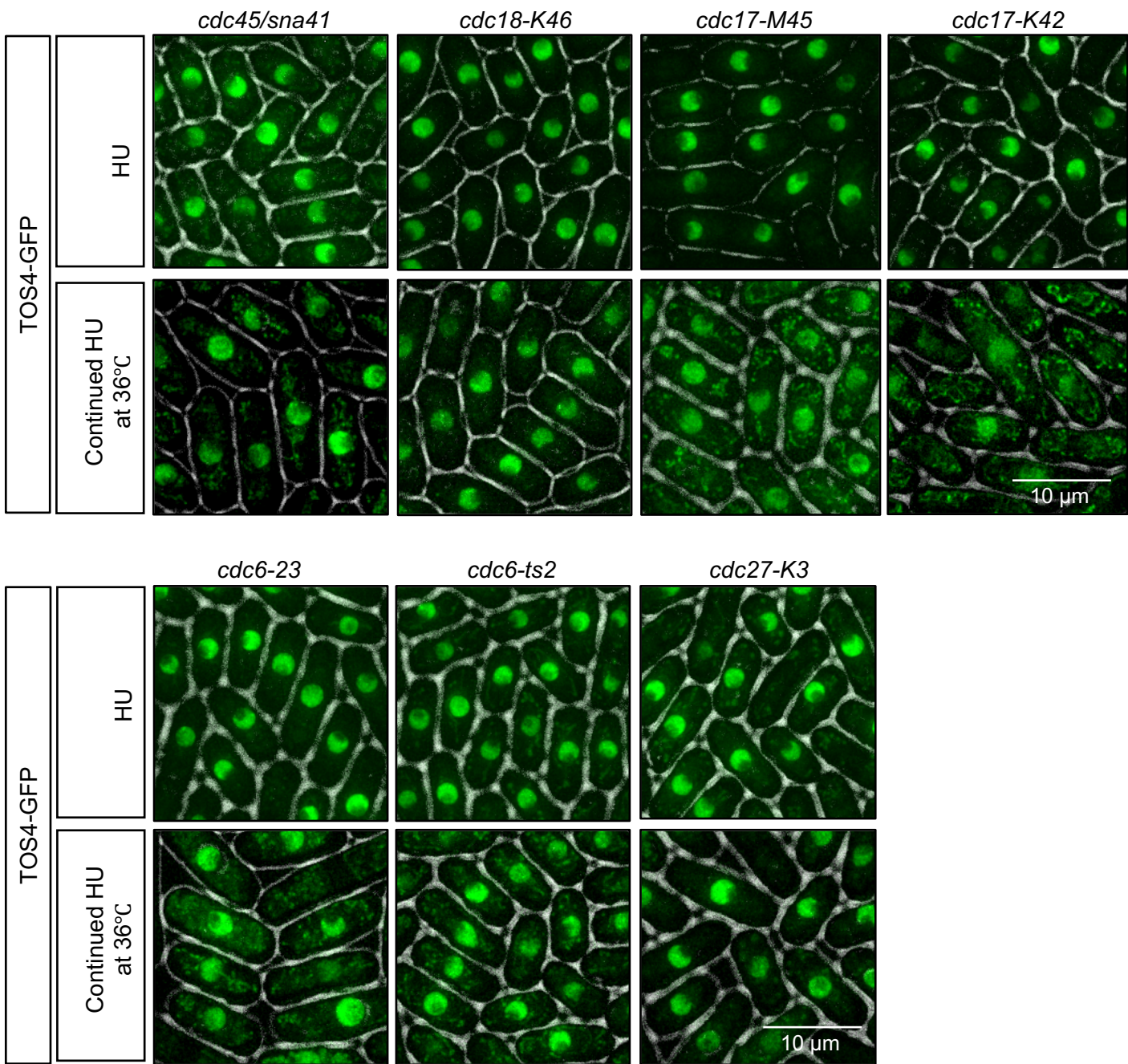


Figure S2. Temperature-sensitive replication mutants *cdc45/sna41*, MCM loader mutant (*cdc18-K46*), ligase mutants (*cdc17-M45* and *cdc17-K42*), and polymerase delta mutants (*cdc6-23*, *cdc6-ts2*, and *cdc27-K3*) were imaged for Tos4-GFP after treatment with 12 mM HU at 25°C, or after pre-treatment with HU at 25°C then transfer to 36°C.